

$\Delta = 4.65\text{ m}$

ΔΕΞΑΜΕΝΗ ΠΙΣΙΝΑΣ
 ΜΗΧΑΝΟΣΤΑΣΙΟ ΠΙΣΙΝΑΣ

ΠΙΣΙΝΑ
 A2 SWIMMING POOL
 -1.15

AP 4 STORAGE
 A14 ΑΠΟΘΗΚΗ
 E=10.91 m²

AP 3 STORAGE
 A13 ΑΠΟΘΗΚΗ
 E=11.44 m²

A2.1.1 BATHROOM
 E=3.10 m²

A2.1.1 BEDROOM
 E=15.35 m²

AP 2 STORAGE
 A12 ΑΠΟΘΗΚΗ
 E=8.06 m²

A2.1.1 STUDIO
 E=32.80 m²

E=8.20 m²

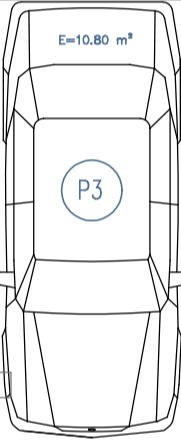
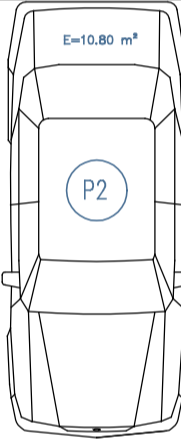
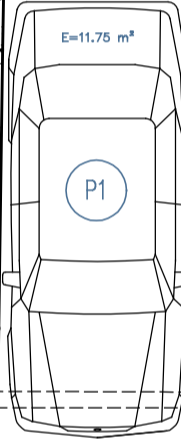


AP 5 STOREROOM
 A15 ΑΠΟΘΗΚΗ
 E=4.03 m²

AP 5 STOREROOM
 E=4.83

AP 7 STOREROOM
 E= 9.83

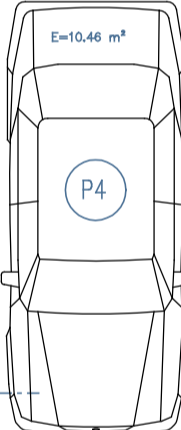
A17 ΑΠΟΘΗΚΗ
 E=9.83m²



PRIVATE ELEVATOR

ΕΡΜΑΡΙΟ ΑΝΕΛΚΤΗΡΙΑ

A2.1.1 BATHROOM
 E=5.00 m²

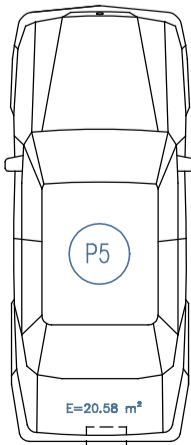
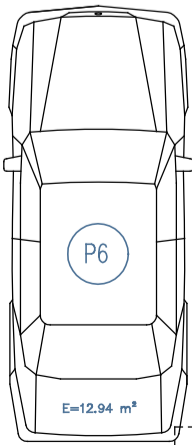
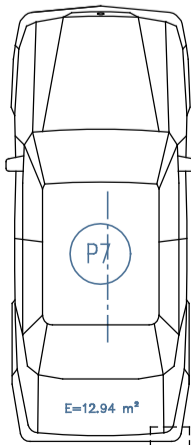
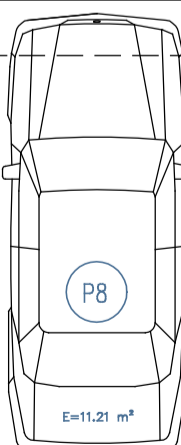


A 3.1

-2.15

A2 PARKING AREA

A4.1
 2



A11 ΑΠΟΘΗΚΗ
 E=5.19 m²

AP 1 STORAGE

BASEMENT

OIK

OIK

OIKODOMI